


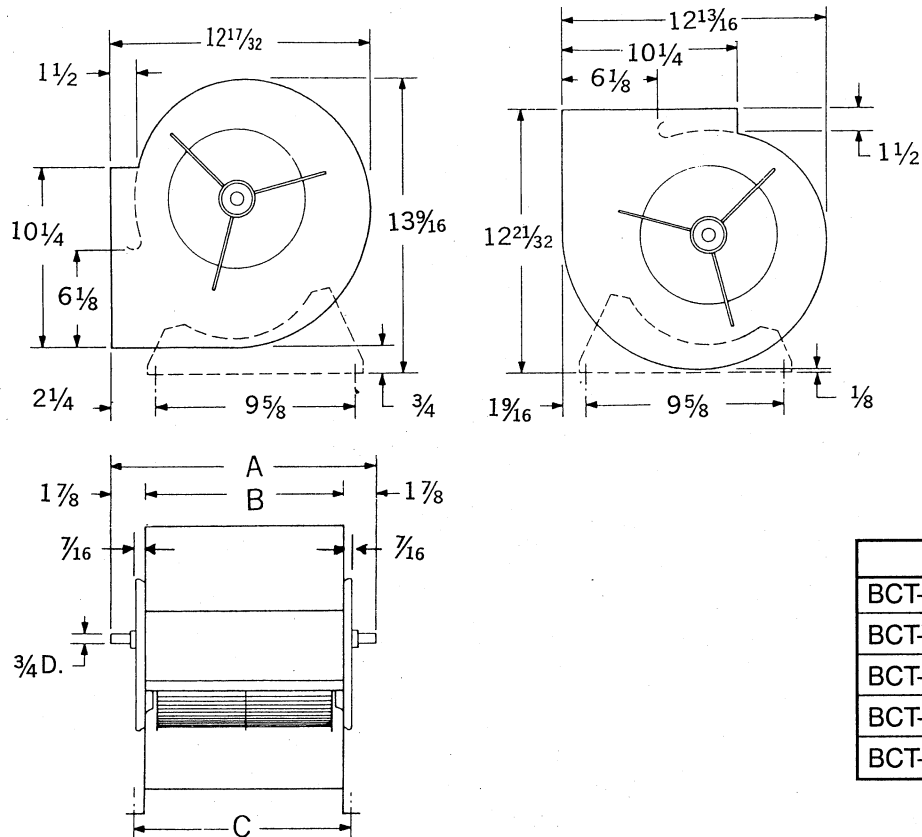


Belt Drive Blower
Dimension Data
BC and BCT Series



DIMENSIONS

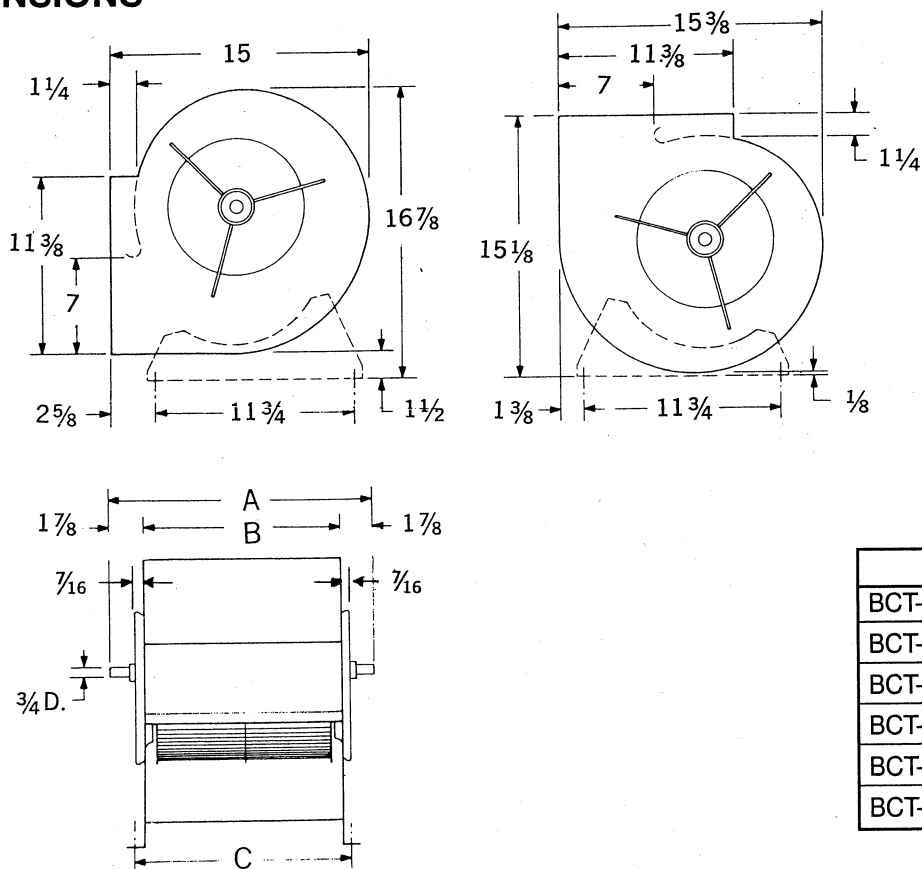
SERIES BCT9



	A	B	C
BCT-916-416-5	$10\frac{9}{16}$	$6\frac{13}{16}$	$7\frac{13}{16}$
BCT-916-600-5	12	$8\frac{1}{4}$	$9\frac{1}{4}$
BCT-916-704-5	$12\frac{15}{16}$	$9\frac{3}{16}$	$10\frac{3}{16}$
BCT-916-800-5	$14\frac{1}{4}$	$10\frac{1}{2}$	$11\frac{1}{2}$
BCT-916-916-5	$15\frac{9}{16}$	$11\frac{13}{16}$	$12\frac{13}{16}$

DIMENSIONS

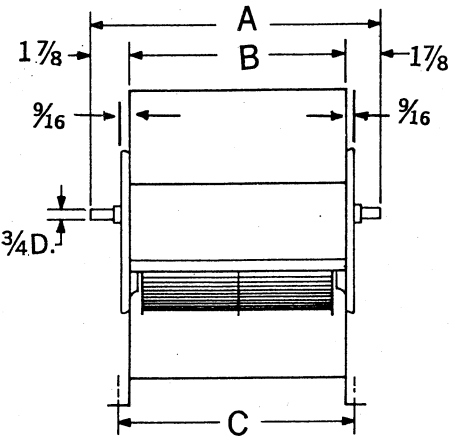
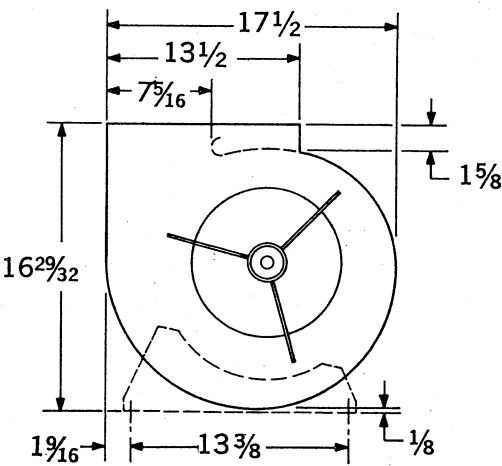
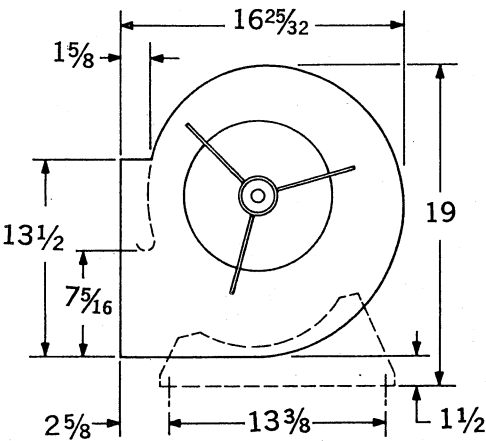
SERIES BCT10



	A	B	C
BCT-1020-416-5	$10\frac{9}{16}$	$6\frac{13}{16}$	$7\frac{13}{16}$
BCT-1020-600-5	12	$8\frac{1}{4}$	$9\frac{1}{4}$
BCT-1020-704-5	$13\frac{7}{16}$	$9\frac{11}{16}$	$10\frac{11}{16}$
BCT-1020-800-5	$14\frac{1}{4}$	$10\frac{1}{2}$	$11\frac{1}{2}$
BCT-1020-916-5	$15\frac{9}{16}$	$11\frac{13}{16}$	$12\frac{13}{16}$
BCT-1020-1020-5	$16\frac{7}{8}$	$13\frac{1}{8}$	$14\frac{1}{8}$

DIMENSIONS

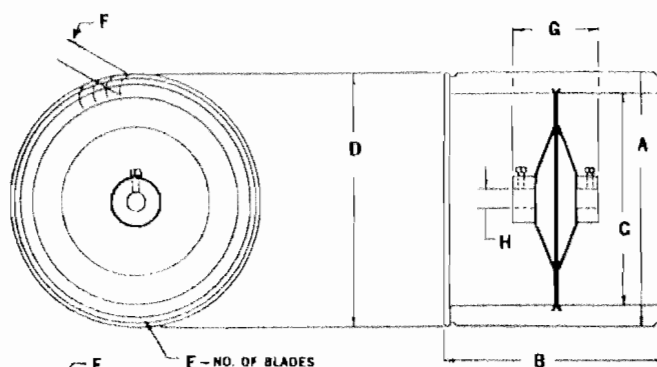
SERIES BCT12



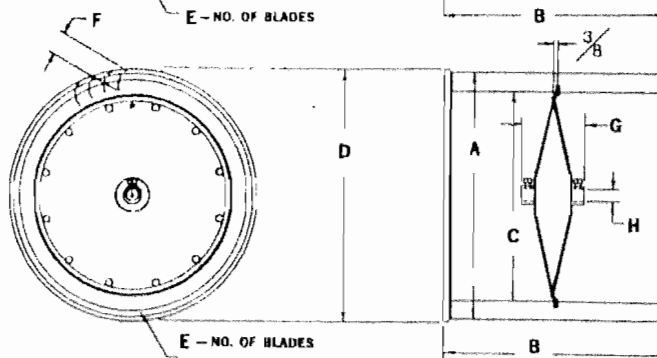
	A	B	C
BCT-1220-916-5	16	$12\frac{1}{4}$	$13\frac{1}{4}$
BCT-1220-1104-5	$17\frac{5}{8}$	$13\frac{7}{8}$	$14\frac{7}{8}$
BCT-1220-1220-5	$19\frac{3}{8}$	$15\frac{5}{8}$	$16\frac{5}{8}$

WHEEL DIMENSIONS

STYLE 1



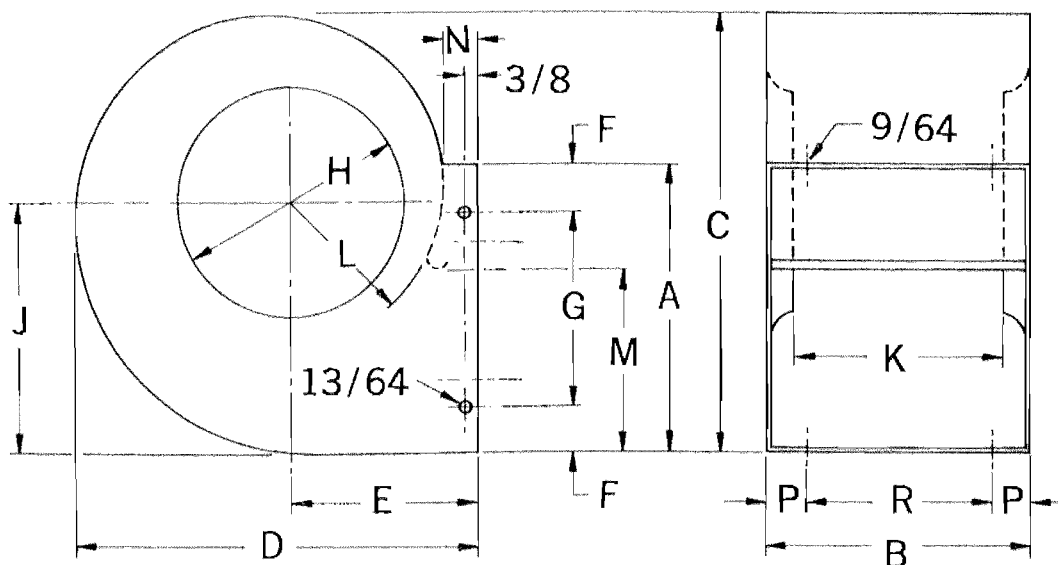
STYLE 2



* CONSULT FACTORY FOR CLAMP HUB & OTHER BORES

WHEEL PART NUMBER	ST'D STYLE #.	BLOWER MODEL	A	B	C	D	E	F	G	H STD.	MAX. BORE	WHEEL WT. LBS.	MAX. SPEED
CL 916- 416-5	1	BC & BCT 916- 416-5	9 1/2	4 1/2	7 3/4	9 1/2	43	1	3 1/16	3/4	1 1/8	3	1800
CL 916- 600-5	1	BC & BCT 916- 600-5	9 1/2	6	7 3/4	9 1/2	43	1	3 1/16	3/4	1 3/8	3 1/2	1800
CL 916- 704-5	1	BC & BCT 916- 704-5	9 1/2	7 1/4	7 3/4	9 1/2	43	1	3 1/16	3/4	1 3/8	3 3/4	1800
CL 916- 800-5	1	BC & BCT 916- 800-5	9 1/2	8	7 3/4	9 1/2	43	1	3 1/16	3/4	1 3/8	4 1/2	1800
CL 916- 916-5	1	BC & BCT 916- 916-5	9 1/2	9 1/2	7 3/4	9 1/2	43	1	3 1/16	3/4	1 3/8	5	1800
CL 1020-416-5	1	BC & BCT 1020-416-5	10 3/8	4 1/2	8 7/8	10 3/8	48	1	3 3/16	3/4	1 3/8	3 1/2	1800
CL 1020-600-5	1	BC & BCT 1020-600-5	10 3/8	6	8 7/8	10 3/8	48	1	3 3/16	3/4	1 3/8	4	1800
CL 1020-704-5	1	BC & BCT 1020-704-5	10 3/8	7 1/4	8 7/8	10 3/8	48	1	3 3/16	3/4	1 3/8	4 1/2	1800
CL 1020-800-5	1	BC & BCT 1020-800-5	10 3/8	8	8 7/8	10 3/8	48	1	3 3/16	3/4	1 3/8	4 3/4	1800
CL 1020-916-5	1	BC & BCT 1020-916-5	10 3/8	9 1/2	8 7/8	10 3/8	48	1	3 3/16	3/4	1 3/8	5 1/4	1600
CL 1020-1020-5	1	BC & BCT 1020-1020-5	10 3/8	10 3/8	8 7/8	10 3/8	48	1	3 3/16	3/4	1 3/8	6	1600
CL 1220-916-5	1	BC & BCT 1220-916-5	12 3/8	9 1/2	10 3/8	12 3/8	43	1 1/8	4 1/16	3/4	1 3/4	8	1500
CL 1220-1104-5	1	BC & BCT 1220-1104-5	12 3/8	11 1/4	10 3/8	12 3/8	43	1 3/8	4 1/8	3/4	1 3/4	9 1/4	1400
CL 1220-1220-5	1	BC & BCT 1220-1220-5	12 3/8	12 3/8	10 3/8	12 3/8	43	1 3/8	4 1/8	3/4	1 3/4	9 3/4	1300

BCT HOUSING DIMENSIONS



BLOWER MODEL	A	B	C	D	E	F	G	H	J	K	L	M	N	P	R
BCT 916- 416-5	10 ¹ / ₄	6 ¹³ / ₁₆	12 ¹³ / ₁₆	12 ¹⁷ / ₃₂	6 ¹ / ₈	1 ¹ / ₃₂	7 ¹ / ₄	7 ¹³ / ₁₆	7 ³ / ₁₀	5	5 ⁷ / ₃₂	6 ¹ / ₈	1 ¹ / ₂	-	-
BCT 916- 600-5	10 ¹ / ₄	8 ¹ / ₄	12 ¹³ / ₁₆	12 ¹⁷ / ₃₂	6 ¹ / ₈	1 ¹ / ₃₂	7 ¹ / ₄	7 ¹³ / ₁₆	7 ³ / ₁₀	6 ⁷ / ₁₆	5 ⁷ / ₃₂	6 ¹ / ₈	1 ¹ / ₂	1 ⁹ / ₃₂	5 ¹¹ / ₁₆
BCT 916- 704-5	10 ¹ / ₄	9 ¹ / ₁₆	12 ¹³ / ₁₆	12 ¹⁷ / ₃₂	6 ¹ / ₈	1 ¹ / ₃₂	7 ³ / ₄	7 ¹³ / ₁₆	7 ³ / ₁₀	7 ¹ / ₈	5 ⁷ / ₃₂	6 ¹ / ₈	1 ¹ / ₂	2	5 ³ / ₁₆
BCT 916- 800-5	10 ¹ / ₄	10 ¹ / ₂	12 ¹³ / ₁₆	12 ¹⁷ / ₃₂	6 ¹ / ₈	1 ¹ / ₃₂	7 ³ / ₄	7 ¹³ / ₁₆	7 ³ / ₁₀	8 ¹ / ₁₆	5 ⁷ / ₃₂	6 ¹ / ₈	1 ¹ / ₂	2 ¹ / ₁₆	6 ³ / ₈
BCT 916- 916-5	10 ¹ / ₄	11 ¹¹ / ₁₆	12 ¹³ / ₁₆	12 ¹⁷ / ₃₂	6 ¹ / ₈	1 ¹ / ₃₂	7 ³ / ₄	7 ¹³ / ₁₆	7 ³ / ₁₀	10	5 ⁷ / ₃₂	6 ¹ / ₈	1 ¹ / ₂	2	7 ¹³ / ₁₆
BCT 1020- 416-5	11 ¹ / ₈	6 ¹³ / ₁₆	15 ³ / ₈	15	7 ¹ / ₁₆	1 ¹ / ₄	8 ¹ / ₈	8 ¹³ / ₁₆	8 ²⁷ / ₃₂	4 ³ / ₄	6 ³ / ₈	7	1 ¹ / ₄	-	-
BCT 1020- 600-5	11 ¹ / ₈	8 ¹ / ₄	15 ³ / ₈	15	7 ¹ / ₁₆	1 ¹ / ₄	8 ¹ / ₈	8 ¹³ / ₁₆	8 ²⁷ / ₃₂	6 ³ / ₁₀	6 ³ / ₈	7	1 ¹ / ₄	1 ¹ / ₈	6
BCT 1020- 704-5	11 ¹ / ₈	9 ¹ / ₁₆	15 ³ / ₈	15	7 ¹ / ₁₆	1 ¹ / ₄	8 ¹ / ₈	8 ¹³ / ₁₆	8 ²⁷ / ₃₂	7 ³ / ₄	6 ³ / ₈	7	1 ¹ / ₄	2 ¹ / ₄	5 ³ / ₁₆
BCT 1020- 800-5	11 ¹ / ₈	10 ¹ / ₂	15 ³ / ₈	15	7 ¹ / ₁₆	1 ¹ / ₄	8 ¹ / ₈	8 ¹³ / ₁₆	8 ²⁷ / ₃₂	8 ¹ / ₁₆	6 ³ / ₈	7	1 ¹ / ₄	2 ¹ / ₄	6
BCT 1020- 916-5	11 ¹ / ₈	11 ¹³ / ₁₆	15 ³ / ₈	15	7 ¹ / ₁₆	1 ¹ / ₄	8 ¹ / ₈	8 ¹³ / ₁₆	8 ²⁷ / ₃₂	9 ³ / ₄	6 ³ / ₈	7	1 ¹ / ₄	2 ⁷ / ₃₂	7 ¹³ / ₁₆
BCT 1020- 1020-5	11 ³ / ₈	13 ¹ / ₈	15 ³ / ₈	15	7 ¹ / ₁₆	1 ¹ / ₄	8 ¹ / ₈	8 ¹³ / ₁₆	8 ²⁷ / ₃₂	11 ¹ / ₁₆	6 ³ / ₈	7	1 ¹ / ₄	3 ¹ / ₄	6 ³ / ₈
BCT 1220- 916-5	13 ¹ / ₂	12 ¹ / ₄	17 ¹ / ₂	16 ²⁵ / ₃₂	8 ¹ / ₃₂	1 ¹ / ₄	11	10 ³ / ₈	10 ¹ / ₃₂	9 ¹⁵ / ₁₆	7	7 ³ / ₁₆	1 ¹ / ₄	2 ¹ / ₄	7 ³ / ₄
BCT 1220- 1104-5	13 ¹ / ₂	13 ¹ / ₄	17 ¹ / ₂	16 ²⁵ / ₃₂	8 ¹ / ₃₂	1 ¹ / ₄	11	10 ³ / ₈	10 ¹ / ₃₂	11 ⁹ / ₁₆	7	7 ³ / ₁₆	1 ¹ / ₄	-	-